



A guide to the FT app

iOS Mobile App

Contents

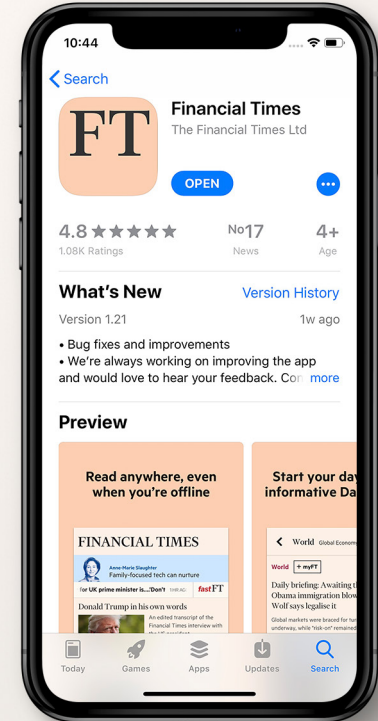
1. Download the FT app	3
2. Sign in	4
3. Find your way around	5
4. Explore the main menu	6
5. Manage myFT app	7
6. Save articles for offline viewing	9
7. Gift articles	10
8. Customise the app with settings	12
9. Set up breaking news notifications	13
10. Set your reading preferences	14



1

Download the FT app

Open the Apple App store on your mobile device and search 'Financial Times' to download the app.



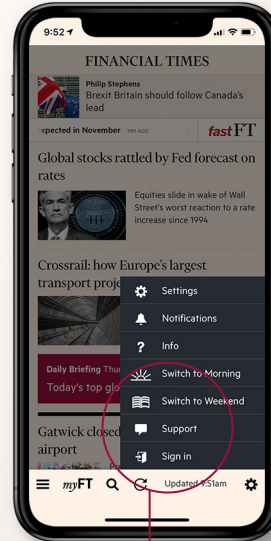
2

Sign in

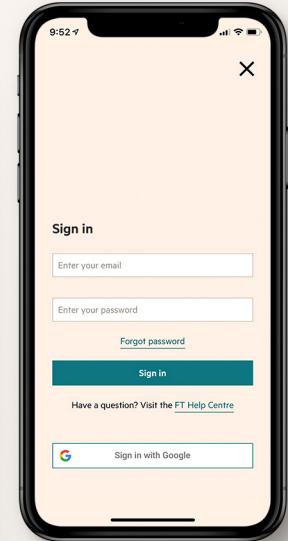
When you first open the app, sign in with your FT.com login and password.

If you've forgotten your password, you can reset your password at reset-password.ft.com/reset-password

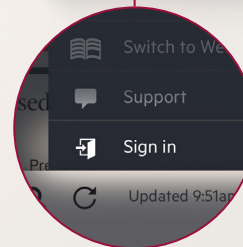
1



2



Enter your FT.com email and password

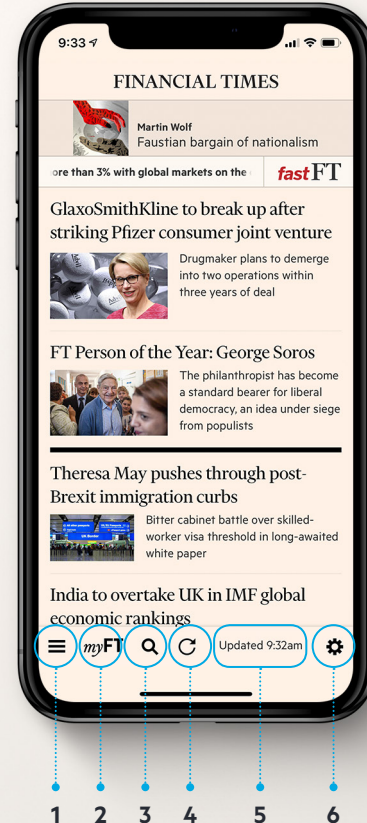


3

Find your way around

When you first log in, you will see the global homepage. You can scroll through today's top stories or find the following features in the bottom menu (from left to right):

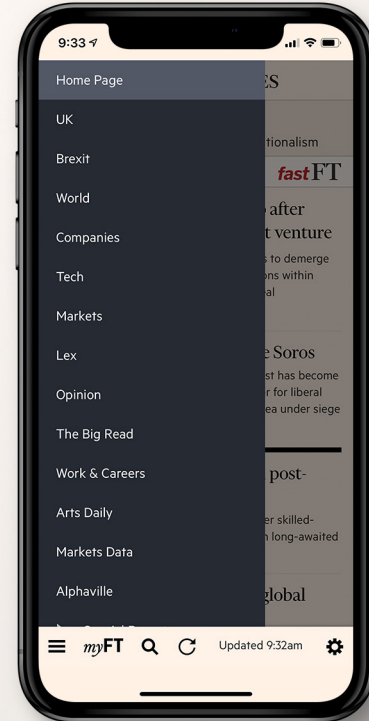
1. Main Menu
2. myFT
3. Search
4. Content refresh
5. Latest content update
6. Settings menu



4

Explore the main menu

Explore the different sections of FT content - from World news to the latest Opinion pieces and Markets Data.



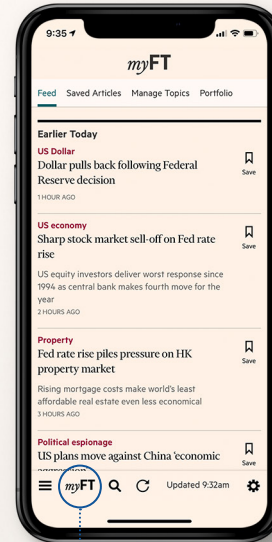
5

Manage *myFT* on the app

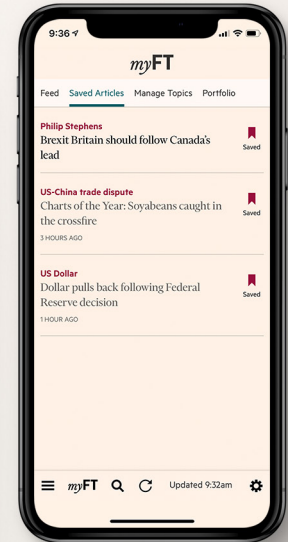
You can now manage your myFT settings directly in the FT mobile app. Click on '**myFT**' to do the following:

1. View articles on your myFT topics in a list view
2. Save articles and view in a list
3. Add, remove or view your myFT topics
4. Stay updated on your portfolio

1

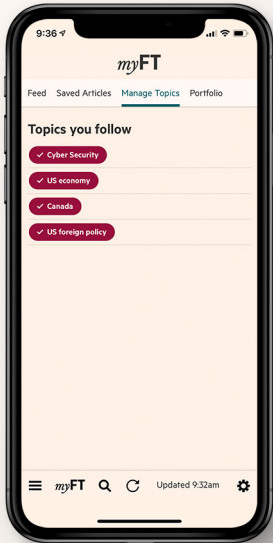


2

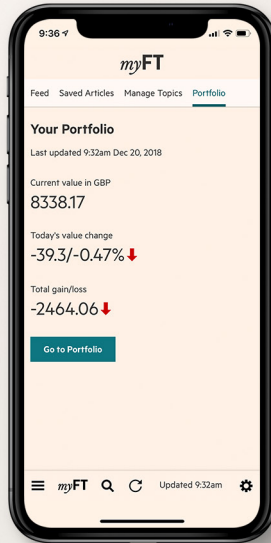


myFT

3



4

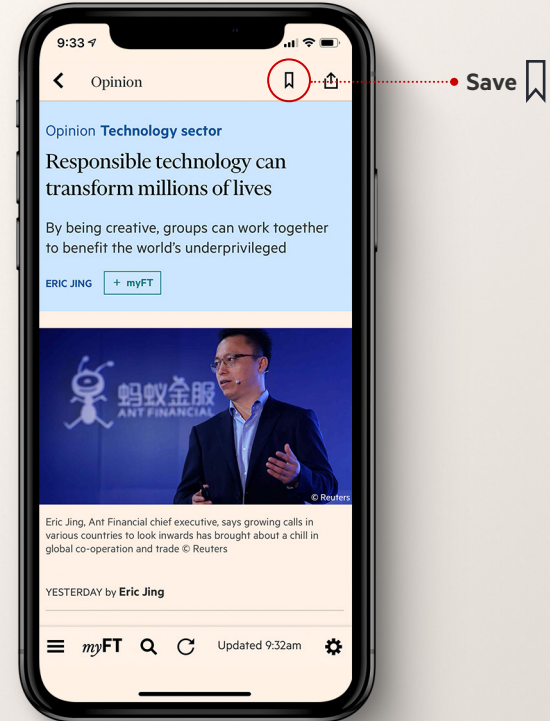


6

Save articles for offline viewing

On any article, click the save button to make the article readily available offline - a great option for reading during your commute.

View all of your saved articles listed in **myFT**.



7

Gift articles

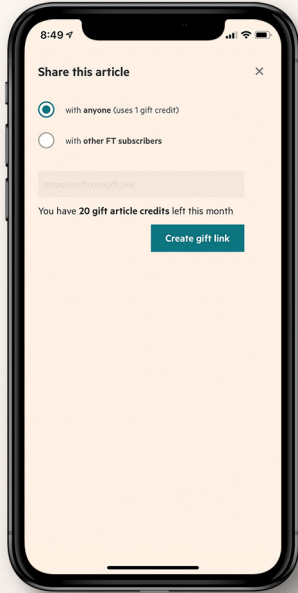
As a premium subscriber, you can gift up to 20 articles a month to non-subscribers and they can read the full article for free. Simply click the share button to gift an article via link. Standard subscribers can gift up to 10 articles a month.



1

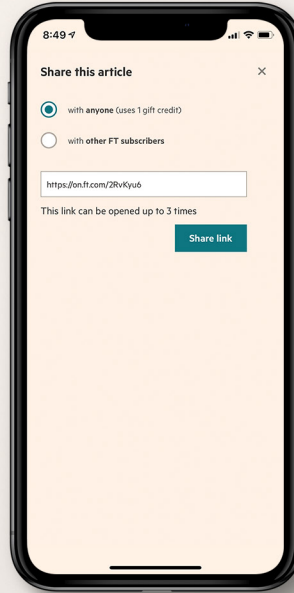
Share

2



Create a gift link for anyone using 1 gift article credit or create a link for other FT subscribers, which does not use a credit.

3



Click '**Share link**' to see your options for sharing the link.

4



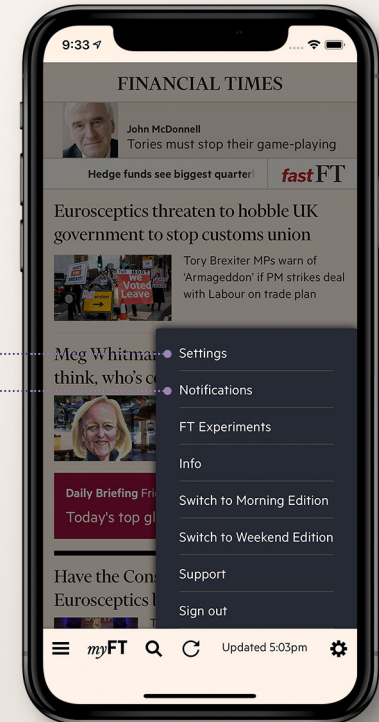
Share the link via message, email or your preferred channel.

8

Customise the app with settings

Under settings, you are able to:

1. Set your reading preferences with 'Settings'
2. Enable push notifications on Breaking News



9

Set up breaking news notifications

From the Settings menu, click '**Notifications**'. Here you can toggle on Breaking News alerts. You will be prompted by your device to allow the app to send you notifications. Click allow and you will immediately start to receive urgent and important news as alerts to your device.

1



2



"FT" Would Like to Send You Notifications

Notifications may include alerts, sounds and icon badges. These can be configured in Settings.

Don't Allow

Allow

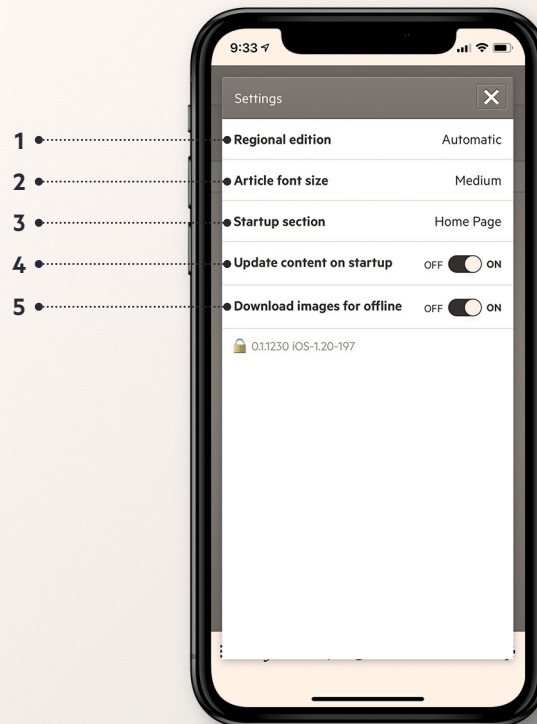
Your iOS device will prompt you to allow notifications from the FT app

10

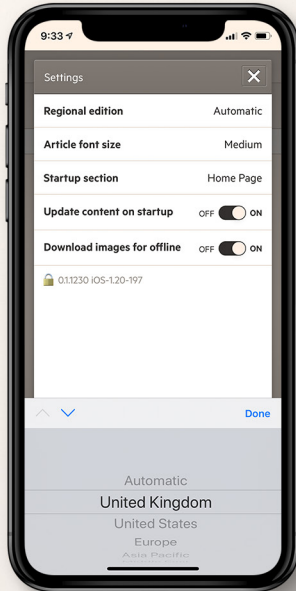
Set your reading preferences

In the Settings menu, click on **'Settings'**. From here you can do the following:

1. Set a regional edition homepage
2. Change the article font size
3. Set a custom startup section
4. Turn on automatic content update on startup
5. Turn on automatic image download for offline reading

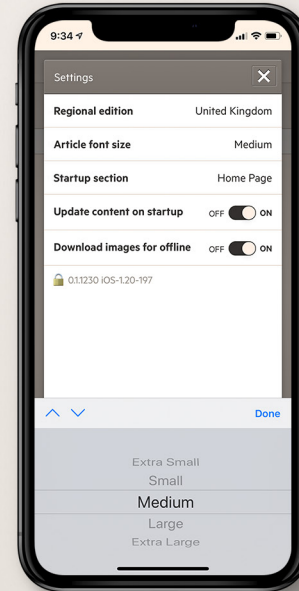


Set your **regional edition**



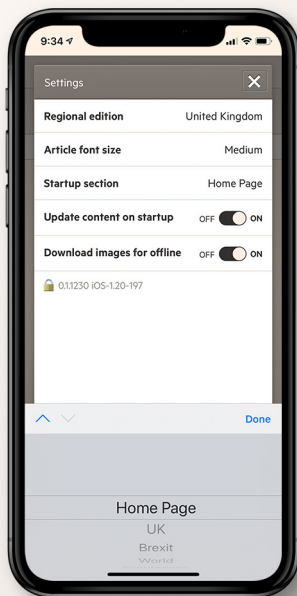
When downloading the app, your homepage will default to showing the latest global headlines. Click '**Regional edition**' to select a homepage that features the headlines from your region.

Set your **article font size**



For easier reading, you can choose to change the size of font displayed on article pages. Click '**Article font size**' to increase or decrease the size of font.

Set your **startup** section



By default, when you open the app you will land on the homepage. To quickly access the headlines that are most important to you, you can choose one of several sections - from Brexit to Markets - to launch when opening the app.



About the Financial Times

The Financial Times has been one of the world's leading business intelligence providers and most trusted news organisations for over 125 years. We hold true to our values of integrity, authority and accuracy, reporting without fear or favour across the globe.

For more information visit [ft.com](https://www.ft.com)